

LONDON FIRE BRIGADE

CAMDEN

BOROUGH PROFILE

Camden is home to over 226,000 people. There are also over a quarter of a million people who work in Camden in the 15,000+ registered businesses and the public sector.

Camden is ranked as the second most overcrowded borough in London with 39% of homes being social housing.

We are committed to reaching vulnerable people living in Camden. Our borough partnerships allow us to generate referrals in order to carry out home fire safety visits and to supply and fit smoke alarms. The sheltered housing in Camden partnership allows us to educate older citizens about fire safety issues. In addition, the Camden Carers partnership generates referrals that enable us to promote our services to vulnerable people living in the borough.



LONDON FIRE BRIGADE

Borough Team
156 Harrow Road
London
W2 6NL

T: 020 7587 2326

F: 020 7587 2305

E: camdengroup@london-fire.gov.uk

Camden

Borough commander

Michael Quy

Fire stations

Belsize
Euston
Kentish Town
West Hampstead



Station grounds are not consistent with borough boundaries. A station ground may include parts of a neighbouring borough and appliances from that station would be mobilised to the adjoining borough.

Belsize A42



Station ground

5.4 km sq

Operational incidents 2006/07

All fires	153
False alarms	928
Road traffic collisions	25
Other special services	440

Total 1,546

Appliances: one pumping appliance

Euston A23



Station ground

5.2 km sq

Operational incidents 2006/07

All fires	293
False alarms	1,966
Road traffic collisions	40
Other special services	820

Total 3,119

Appliances: one pumping appliance and a fire rescue unit

Kentish Town A43



Station ground

7.0 km sq

Operational incidents 2006/07

All fires	328
False alarms	855
Road traffic collisions	34
Other special services	567
Total	1,784

Appliances: two pumping appliances

West Hampstead A41



Station ground

11.8 km sq

Operational Incidents 2006/07

All fires	410
False alarms	795
Road traffic collisions	37
Other special services	504
Total	1,746

Appliances: two pumping appliances

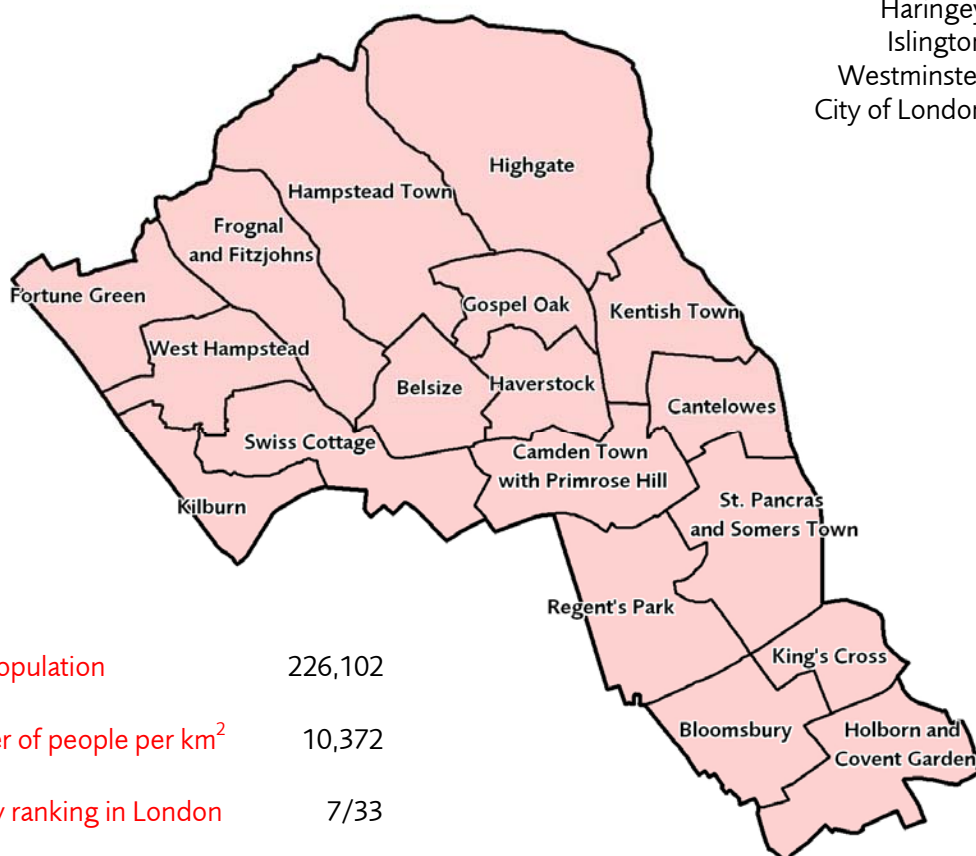
Key facts about Camden

Area in km²

21.8

Adjoining boroughs

Barnet
Brent
Haringey
Islington
Westminster
City of London



Total population

226,102

Number of people per km²

10,372

Density ranking in London

7/33

LFEP A family group A

Family groups consist of boroughs with similar characteristics. Boroughs have been grouped together based on their score on the Index of Multiple Deprivation (IMD 2004). Group A boroughs are Camden, Hackney, Haringey, Islington, Lambeth, Newham, Southwark and Tower Hamlets.

Population and age

0 to 19	46,448	21%
20 to 39	103,028	46%
40 to 59	48,496	21%
60 to 79	22,401	10%
80 and over	5,729	3%

Ethnicity

White	73%
Mixed	4%
Asian	10%
Black	8%
Chinese	2%
Other	3%

Living in Camden

Type of housing

Detached house or bungalow	2%
Semi-detached house or bungalow	4%
Terraced house or bungalow	9%
Purpose built flat or maisonette	47%
Shared house or converted flat	36%
Flat in commercial building	3%
Caravan or mobile home	<1%

Deprivation

Deprivation ranking in London (1 = Most deprivation)	7/33
No. of in London's 10 per cent most deprived	32 of 133 (24%)

Households

Overcrowding ranking in London	2/33
Average household size	2.06
Public sector owned housing	39%
Privately owned housing	61%

Employment

No. of VAT registered businesses	15,185
No of people employed in the borough	259,300
No. of non domestic properties	15,636

Workforce

Business services	82,198	32%
Health and education	42,525	16%
Wholesale and retail	28,004	11%
Transport and communications	18,670	7%
Other services	24,634	10%

Performance and service in Camden

Emergency calls

Reasons for 999 calls, No. of calls per year and London ranking

Fires	997	22/33
False alarms	4,495	2/33
Road traffic collisions	112	25/33
Other special services	2,330	6/33
Total	7,934	3/33

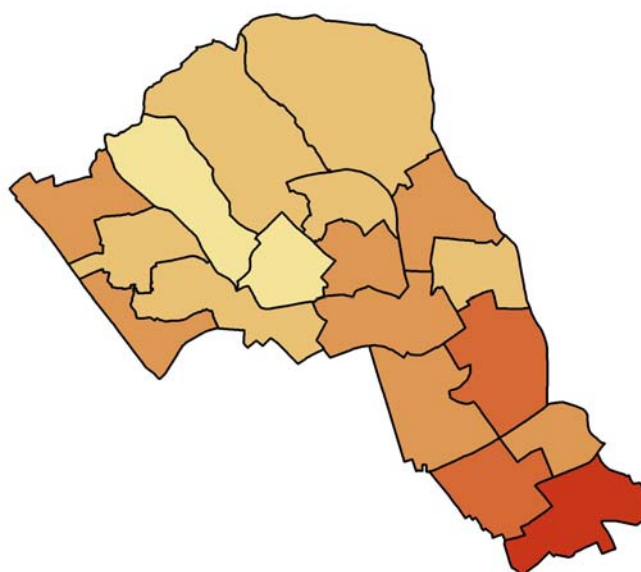
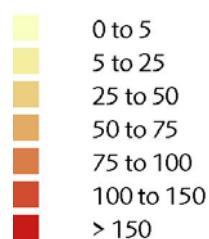
London Fire and Emergency Planning Authority (LFEPA) measures the level of service it provides through performance indicators and performance targets. These indicators are set by government in the form of BVPIs (Best Value Performance Indicators) or by LFEPA with LFPIs (London Fire Performance Indicators). Some measures do not have targets and are referred to as LFSMs (London Fire Service Measures). The targets given on the following pages are for 2007/08.

All fires

	02/03	03/04	04/05	05/06	06/07
BVPI 142ii: All primary fires	768	690	704	561	547
BVPI 207: Primary fires in non domestic properties	178	192	193	153	156

All Fires

(by ward)



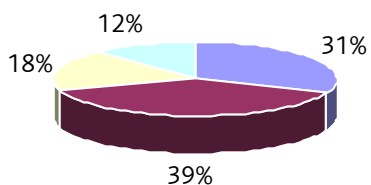
	02/03	03/04	04/05	05/06	06/07
LFSM 8i: All secondary fires	712	613	453	466	450
LFPI 200v: Secondary fires involving rubbish	357	274	237	228	230
LFPI 200iii: Secondary fires in derelict vehicles	31	22	12	15	14

Performance and service in Camden

	02/03	03/04	04/05	05/06	06/07	Target
BVPI 142iii: Accidental fires in dwellings	309	301	332	264	252	247
BVPI 143ii: Injuries arising from accidental fires in dwellings	32	35	31	45	24	-
LFPI 206: Deliberate primary fires	249	197	170	114	112	112

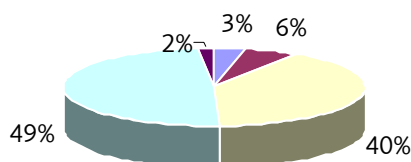
The charts below show the breakdown for deliberate primary and secondary fires by type over the last 5 years.

Deliberate Primary Fires



- Dwelling
- Vehicles
- Non-Domestic Property
- Other

Deliberate Secondary Fires



- Unoccupied building
- Vehicle
- Grass
- Rubbish
- Other

	03/04	04/05	05/06	06/07
LFSM 4: Deaths arising from fires	4	0	6	3
BVPI 143i: Deaths arising from accidental fires in dwellings	4	0	5	1

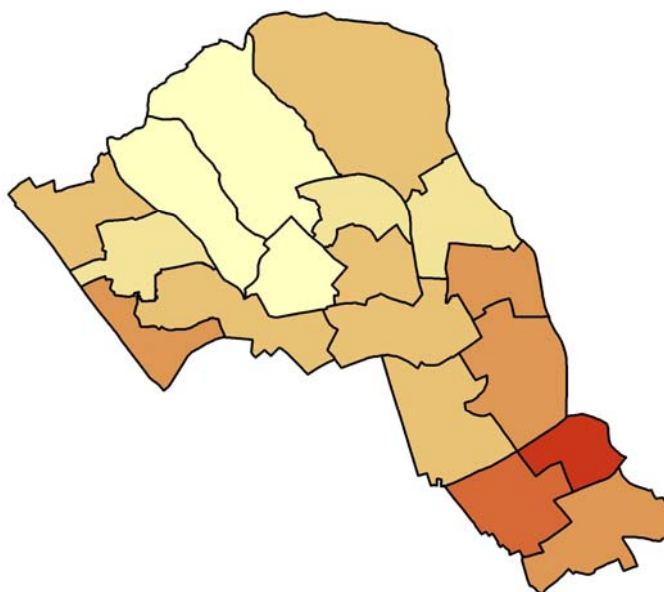
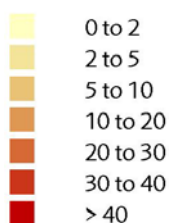
Performance and service in Camden

False alarms

	02/03	03/04	04/05	05/06	06/07	Target
BVPI 146ii: Malicious false alarms attended	312	342	266	321	161	161
BVPI 149i: Automatic fire alarms (AFAs) in non-domestic properties	2,336	2,378	2,263	2,782	2,436	2,345

Malicious Calls

(by ward)



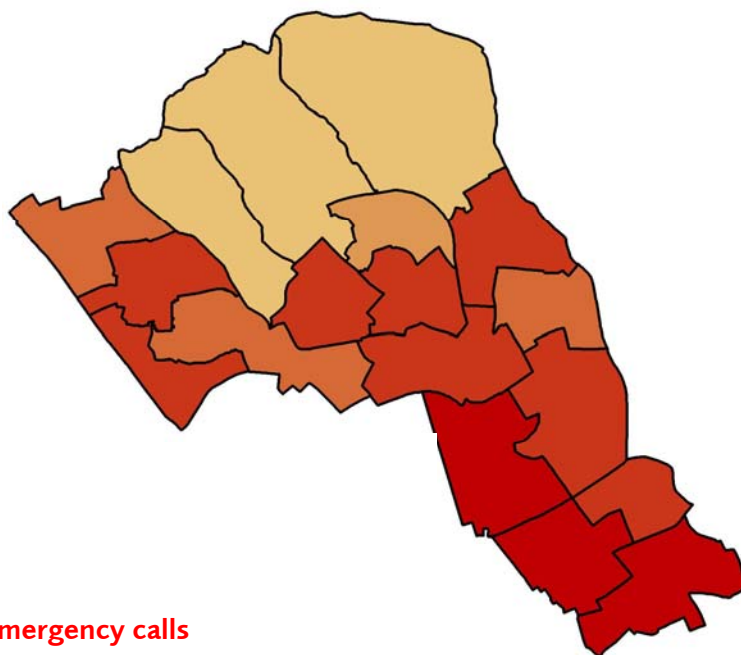
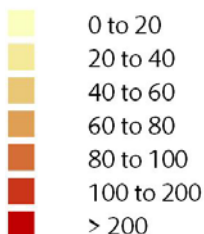
Special services

	02/03	03/04	04/05	05/06	06/07	Target
Road traffic collisions	129	115	110	92	112	-
Chemical incidents	27	13	20	25	18	-
Persons shut in lift	1,196	1,225	1,187	1,115	1,154	1,145
Gaining entry	302	336	272	275	271	-
Flooding	518	280	293	273	255	-
Making structures safe	153	117	117	114	170	-
Other special services	577	499	527	441	462	-
Total	2,902	2,585	2,526	2,335	2,442	-

Performance and service in Camden

Special Services

(by ward)



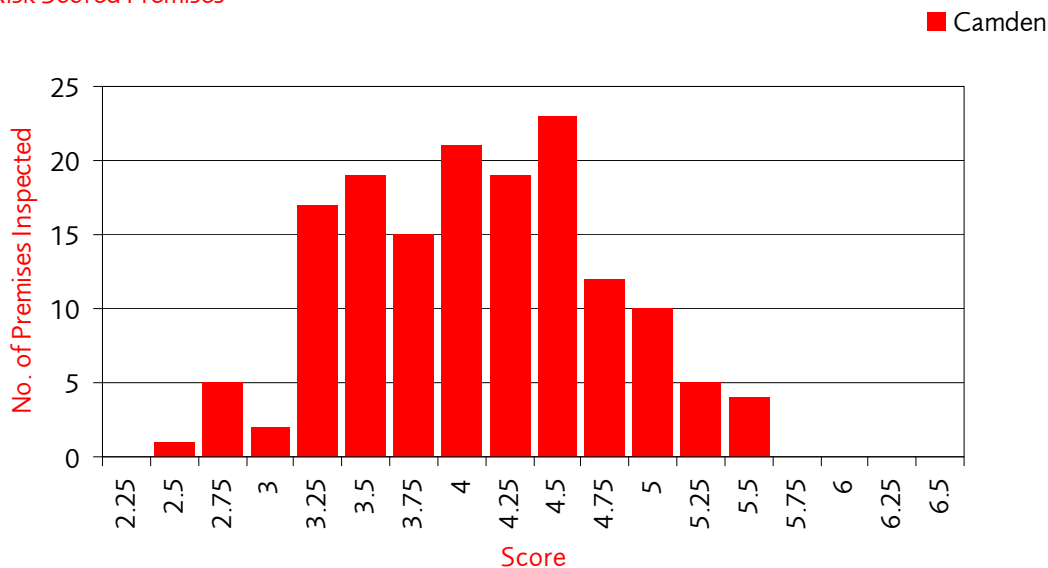
How quickly we get to emergency calls

Our firefighters in Camden work hard to get to incidents as quickly as possible. On average our first fire engine arrives in 4 minutes and 49 seconds. When we need to, we will send more than one fire engine. On average the second fire engine arrives in 5 minutes and 44 seconds.

Risk scored premises

Under new fire safety legislation that came into force on 1 October 2006, we have the power to enforce the required standard of fire precautions. Our staff carry out fire safety checks to ensure that building managers and occupiers are complying with fire regulations. We have a risk based fire safety inspection programme and every building we check is risk graded and given a score between 2.25 and 6.5, where 6.5 is the highest risk. The graph below shows the number of checks carried out in the six month period following the implementation of the new legislation and the corresponding risk scores.

Risk Scored Premises



Community fire safety

	04/05	05/06	06/07	Target
LFPI 123: Time spent on community safety activity by station based staff	2.41%	8.71%	10.98%	8%
LFPI 125: Home fire safety visits completed by stations	423	868	1,369	1,224
Smoke alarms fitted in the borough of Camden	455	1,445	3,011	-

Schools Team

The Schools Team visit Year 2 and 6 pupils and deliver a package specifically designed for these age groups. Each class enjoys an hour long presentation with the schools officer, in which they learn the concepts of fire prevention, detection and escape. This hour includes visuals, worksheet activities and videos to stimulate, educate and inform the pupils. High priority schools are found in areas that have historically seen a higher number of accidental residential fires.

	02/03	03/04	04/05	05/06	06/07
Schools Team visits	30	22	19	18	24
High and very high priority schools visited	28	19	17	16	21

LiFE

The Local Intervention Fire Education (LiFE) programme is delivered by London Fire Brigade staff. It is aimed at addressing the problems of young people who deliberately set fires, and their antisocial behaviour.

The programme is targeted particularly at young people, aged between 13 and 18, who have offended, are at risk of offending, or those that may have been victims of crime. One of its aims is to prevent young people from becoming persistent young offenders by providing an intensive five-day experience within a tightly structured and focused team environment.

Juvenile Firesetters

The Juvenile Firesetters Intervention Scheme is designed to address firesetting behaviour among children and young people. Trained advisors are available to meet with the child or young person and their parents.

Prison me? No way!

We play a lead role in the "Prison me? No way!" initiative. This is a multi agency initiative that runs in secondary schools in the Borough. This initiative is facilitated by the charity, the No Way Trust, and involves a number of workshops highlighting the dangers and consequences of becoming involved in anti-social behaviour. The fire service workshop will continue to tackle the issues of arson and hoax calls.